

## Contents

### Program

Page 1 & 3

In Search Of  
Social Media Director

### MCC Officers

Page 3

### Sponsors

Pg 3

### Judging Schedule

Page 4

### MCC Calendar

Pg 5

### Awards & Points

Page 6, & 7

15 Point Winner

Pg 6

### Photo Gallery

Page 2, 8 & 9

### Comp Judges

Pg 6

### Competition Attendance

Pg 10

### FJJM Exhibition

Page 7

### Photo Tips

Page 14

### Field Trip

Pg 13

## This Month's Program



### Ice Cream Social / Your interpretation of DOOR

This is just for fun, and no points will be awarded toward end of year rankings or other official uses.

The subject is "door" and each member may submit up to three images total, either

Continued on Page 3

## Meeting Location:

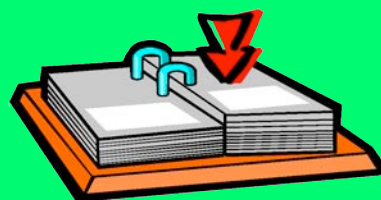
Will Rogers Exhibition Building  
3400 NW 36th St, Oklahoma City  
Every 2<sup>nd</sup> & 4<sup>th</sup> Monday of the Month  
Socializing: 6:45 pm Meeting: 7:00 pm

## This Month's Meeting

**1<sup>st</sup> Meeting:** July 12th, 2021  
Program: Ice Cream / DOOR  
All entries must be submitted to  
[digitalcomp@metrocameraclub.org](mailto:digitalcomp@metrocameraclub.org)  
by **11:59 PM** on  
**July 9th, 2021**



**2<sup>nd</sup> Meeting:** July 26th, 2021  
Competition: PDI

## Competition Deadline



All entries must be submitted to  
[digitalcomp@metrocameraclub.org](mailto:digitalcomp@metrocameraclub.org)  
by **9:00 PM** on  
**July 23<sup>rd</sup>, 2021**

## Photo Gallery



## This Month's Program (contuned)

color, black and white, or a mix of both, but not altered reality images are not allowed.

Normal rules for image sizing apply, and images will be submitted the normal way to John Williams with a **deadline of midnight on Friday, July 9th.**

All images must be shot between Monday, May 10, 2021 and Friday, July 9. 2021.

## Ice Cream Social

Come out and join us this month for our annual Ice Cream Social.

Bring your favorite ice cream or make it yourself. You may also bring a dessert.

Set up time for the social will start at 6:00, desserts served around 6:30, and then at 7:00 we will start our program.

### 2021 Officers & Committees

#### Officers:

President:	Bryan Hapke
VP/Programs:	Marshall Jones
Secretary:	Mark Hollingshead
Treasurer:	Paul Johnson
Past President:	John Bowman

#### Committee Members:

Competition/Stats:	John Williams
Membership:	Darrell Dover
Field Trips:	Carl Short Jr.
Webmaster/Yearbook:	Jack DeLisle
Contact Sheet:	Tim Sharp
Critique Master:	Joe Wilson

"Wanted - a volunteer to help manage Metro Camera Club's social media efforts. If you are interested please contact any Officer or Committee member"

### Support Our Sponsors

#### **Baker Photo & Video**

401 W Main St

Yukon, OK 73099

[www.BakerPhotoVideo.com](http://www.BakerPhotoVideo.com)

#### **Bedford Camera & Video**

3110 N May Ave

Oklahoma City, OK 73112

[www.Bedfords.com](http://www.Bedfords.com)



## JUDGING SCHEDULE – METRO CAMERA CLUB 2021

DATE	TYPE	JUDGE 1	JUDGE 2	JUDGE 3
1/25/2021	PDI	Fortunato Mercardo	Vickie Jenkins	Elaine Boyd
2/22/2021	Print/Slide	Carl Short Jr.	Carol Shipley	John Schultz
3/22/2021	PDI	June Ranney	George Williams	Kay Williams
4/26/2021	Print/Slide	Dave Woodson	John Bowman	Kathy Mason
5/24/2021	PDI	Richard Reinholtz	Diane Bittle	Bill Webster
<b>6/14/2021</b>	<b>Print/Slide</b>	<b>Derrell Dover</b>	<b>Jack DeLisle</b>	<b>Mary Horn</b>
7/26/2021	PDI	Marshall Jones	Paula Tooley	Paul Johnson
8/23/2021	Print/Slide	Peyton Osborn	Don Risi	Chuck Emmerling
9/27/2021	PDI	Bryan Hapke	Keith Green	Randy Carr
<b>10/12/2021*</b>	PDI	Joe Wilson	Tammy Herzog	Kay McKinnis
10/25/2021	Print/Slide	Tommy Evans	Denise Evans	Dennis Wigley

\* Competition moved due to issues related to 4<sup>th</sup> Monday

**Metro Camera Club Calendar 2021 All meetings 7:00 to 9:00 PM**

1/4/2021 Board Meeting  
1/11/2021 Program  
1/25/2021 PDI Competition

2/1/2021 Board Meeting  
2/8/2021 Program  
2/22/2021 Print/Slide Competition

3/1/2021 Board Meeting  
3/8/2021 Program  
3/22/2021 PDI Competition

4/5/2021 Board Meeting  
4/12/2021 Program  
4/26/2021 Print/Slide Competition

5/3/2021 Board Meeting  
5/10/2021 Program  
5/24/2021 PDI Competition

6/7/2021 Board Meeting

**CHANGE**

**6/14/2021 Print/Slide Competition**

**6/28/2021 Program**

7/5/2021 Board Meeting  
7/12/2021 Program  
7/26/2021 PDI Competition

8/2/2021 Board Meeting  
8/9/2021 Program  
8/23/2021 Print/Slide Competition

9/7/2021 Board Meeting  
9/13/2021 Program  
9/27//2021 PDI Competition

10/4/2021 Board Meeting  
10/12/2021 PDI Competition  
10/25/2021 Print/Slide Competition

11/1/2021 Board Meeting  
11/8/2021 Program  
11/22/2021 Program

12/6/2021 Board Meeting  
**12/13/2021 Award Banquet**

## 15 Point Winners!!



Carl Short Jr, Vickie Jenkins, Randy Carr

## May's Judges



Derrell Dover, Dave Woodson and Jack DeLisle



Tres Chrome Domes

## June's Photo Competition Results



# Awards



Class	Pts	Place	Title	Photographer
<b>B&amp;W Print</b>				
AA	13	1	Mendenhall Glacier	BRYAN HAPKE
AA	13	1	RED FISH LAKE	JOHN SCHULTZ
AA	11	2	Ice Cream Bear	BRYAN HAPKE
AA	11	2	Princess in Training	BRYAN HAPKE
AA	11	2	ROCKIN'	MARSHALL JONES
AA	9	3	Bromide	BRYAN HAPKE
AA	9	3	BUFFALO CROSSING	MARSHALL JONES

AAAA	14	1	TOUGH RIGHT HAND	RANDY CARR
AAAA	14	1	OVERWATCH	RANDY CARR
AAAA	13	2	JUST HANGING AROUND	CARL SHORTT JR
AAAA	13	2	SLIDING IN HOME	RANDY CARR
AAAA	13	2	GOING FAST	CARL SHORTT JR
AAAA	13	2	MURAL MURAL ON THE WALL	VICKIE JENKINS
AAAA	12	3	MOONLIGHT ON THE LAKE	VICKIE JENKINS
AAAA	12	3	SPLISH SPLASH TAKIN' A BA	VICKIE JENKINS
AAAA	11		SUNRISE REFLECTION	CARL SHORTT JR
AAAA	11		EARLY BALLOON RIDE	RANDY CARR
AAAA	11		FORD TRI-MOTOR	PAUL JOHNSON
AAAA	11		DETAILED ARCHITECTURE	VICKIE JENKINS
AAAA	10		I'M KNOWN AS RUFF	VICKIE JENKINS
AAAA	10		PEEDUBBING	VICKIE JENKINS
AAAA	9		THE EAGLE HAS LANDED	VICKIE JENKINS
AAAA	9		BEST FRIENDS	VICKIE JENKINS
AAAA	9		AN ODD NUMBER	CARL SHORTT JR

### Color Print

AA	13	1	Alaska Mountain View	BRYAN HAPKE
AA	12	2	SUPER MOON	JOHN SCHULTZ
AA	12	2	MADE IN THE SHADES	MARSHALL JONES
AA	11	3	Chain Bridge	BRYAN HAPKE
AA	11	3	Deborah	BRYAN HAPKE
AA	11	3	OKC Skyline at Dusk	BRYAN HAPKE
AA	11	3	SANDHILL VALENTINES	MARSHALL JONES
AA	11	3	STRUTTING HIS STUFF	MARSHALL JONES
AA	10		LITTLE PRINCESS	MARSHALL JONES
AAAA	15	1	PLAYING WELL TOGETHER	CARL SHORTT JR
AAAA	15	1	BOTANICAL GARDENS	VICKIE JENKINS
AAAA	15	1	OUT OF THE JUNGLE	RANDY CARR
AAAA	14	2	EGGS #23	CARL SHORTT JR
AAAA	14	2	COLORFUL LEAVES	JOE WILSON

## June's Photo Competition Results (cont.)

## Fred Jones Jr. Museum of Art in Norman

Class	Pts	Place	Title	Photographer
<b>Color Print</b>				
AAAA	14	2	ARE YOU BLIND	RANDY CARR
AAAA	13	3	DISTANT BRIDGE	PAUL JOHNSON
AAAA	13	3	THE COLORS OF	VICKIE JENKINS
AAAA	13	3	GOLDEN GATE BRIDGE	PAUL JOHNSON
AAAA	13	3	FLOWER AND POND REFLEC	JOE WILSON
AAAA	13	3	FLOWER BUG	JOE WILSON
AAAA	12		AFTER THE RAIN	VICKIE JENKINS
AAAA	12		BREAKING FREE	RANDY CARR
AAAA	12		RED WHITE AND GREEN	CARL SHORTT JR
AAAA	11		MEMORIES	VICKIE JENKINS
AAAA	11		MANY SHADES OF PURPLE	CARL SHORTT JR
AAAA	11		A NEW LIMB IN THE MAKING	KAY MCKINNIS
AAAA	11		DOWN BY THE STREAM	KAY MCKINNIS
AAAA	11		I SEE ALL	VICKIE JENKINS
AAAA	11		NO DIVING ALLOWED	VICKIE JENKINS
AAAA	10		COIT TOWER AT NIGHT	PAUL JOHNSON
AAAA	10		FUN IN THE MUD	RANDY CARR
AAAA	10		THE NIGHT THE MUSIC DIED	VICKIE JENKINS
AAAA	10		CALM WATERS	VICKIE JENKINS
AAAA	9		ONCE IN A BLUE MOON	JOE WILSON
AAAA	9		A SPINY YELLOW FLOWER	KAY MCKINNIS

### Slides

AAAA	13	1	PRETTY PARTS OF FLOWER	JOE WILSON
AAAA	12	2	FALLEN LEAF	BILL WEBSTER
AAAA	12	2	TILE ROOF	BILL WEBSTER
AAAA	12	2	OVERHOLSER AT DUSK	JOE WILSON
AAAA	12	2	YELLOW ON YELLOW	JOE WILSON
AAAA	11	3	LOOKING UP	BILL WEBSTER
AAAA	11	3	Tumbling Waters	JUNE RANNEY
AAAA	11	3	Church in Sweden	JUNE RANNEY
AAAA	10		IBC BANK BLDG	BILL WEBSTER
AAAA	10		WHIRLPOOL	JOE WILSON
AAAA	9		Lonesome Kitty	JUNE RANNEY
AAAA	9		It's an Odd Plant	JUNE RANNEY

### Nuclear Enchantment

August 2 - January 30, 2022

#### *About the Exhibition*


This year, the Museum Association purchased famed photographer Patrick Nagatani's portfolio, Nuclear Enchantment. We're excited for this work to go on display in our photography gallery August 5.

Over a 40-year career Patrick Nagatani (1945-2017) created a diverse body of work that pushed the contours of photography. Constant themes of his work include truth in photography, the looping of time back on itself, magic realism, visual joy, apocalyptic moments, atomic bombs, photographic puns, color for healing, and Japanese internment. In Nuclear Enchantment Nagatani continued to fabricate reality as he explored the true after-effects of uranium mining, radioactive mine tailings, missiles, and nuclear waste. In his artist statement, Nagatani wrote, "My intentions are to raise public consciousness about the effects of New Mexico's nuclear industry that continues to grow despite the damage it has already caused and will continue to bring to the state. The series, Nuclear Enchantment, attempts to awaken the many New Mexicans who still believe nuclear power poses no threat and that defense spending promotes the economy. Culturally and geographically connected to New Mexico, it is perceived by the elite powers as a place that can be abused and even reduced to rubble."

<https://www.ou.edu/fjjma/exhibitions1>



## Photo Gallery



## Oklahoma Historical Society

In the Vernacular: Everyday Images of Oklahoma Life

June 22 - August 2021

### *About the Exhibition*

In the Vernacular: Everyday Images of Oklahoma Life is a celebration of everyday image-making featuring thirty-two photographs from the Oklahoma Historical Society's collections. Visitors will see fun, quirky, and sometimes odd images of Oklahomans. The photographs on display were captured for a variety of reasons, including souvenir postcards, government archives, magazines, newspapers, and family albums.

Vernacular photography is a genre comprised of family and professional studio portraits as well as casual snapshots. These images are usually created by amateur photographers documenting personal history.

The exhibit is on display in the West Atrium Gallery. In the Vernacular: Everyday Images of Oklahoma Life opened on June 22, 2020, and will run through August 2021.

<https://www.okhistory.org/historycenter/vernacular>



## Photo Gallery



To all members:

**GOOD NEWS!**  
**THE MASK MANDATE AT THE WILL ROGERS**  
**GARDEN**  
**CENTER HAS BEEN LIFTED!**

Temperature checks are no longer being performed by the WRGC staff.

Visitors entering the WRGC are encouraged to use their own discretion concerning the wearing of masks

### **Membership Dues**

#### **Membership Levels**

Full Time Student \$10.00  
Individual \$35.00  
Family \$45.00

Membership dues are due and must be paid before you can compete in monthly photo competitions.



# METRO CAMERA CLUB

## PORTRAIT & TABLETOP LIGHTING WORKSHOP GUEST SPEAKER RANDY TAYLOR

SATURDAY SEPTEMBER 18, 2021  
10:00 AM THRU 3:00 PM

MAIN MEETING ROOM  
WILL ROGERS GARDEN EXHIBITION BLDG  
3400 NW 36<sup>th</sup> ST. (I-44 AND NW 36<sup>th</sup> ST.)  
OKLAHOMA CITY, OK 73112

On September 18, 2021 Metro Camera Club will host a Special Saturday Workshop concentrating on Portrait Lighting and Tabletop Photography.

Professional Photographer Randy Taylor will be providing instruction for portrait lighting and posing.

Club members will display Tabletop set-ups demonstrating different lighting for small still-life photography and various Portrait Lighting setups. Visitors are encouraged to bring their cameras!!!

The Workshop starts at 10:00 AM (set-up people will need to be there at 8:30 AM) and continues until 3:00 PM. Asking for a few volunteers to help set up room, put out chairs and help members with bringing in equipment, etc.

A charge of \$10.00 per person for the Workshop, Pizza and drinks will be provided. Mask use will be encouraged or required as per policy of the Will Rogers Garden may require.

Mr. Taylor will begin portrait instruction promptly at 10:00 AM until noon. During lunch and until 3:00 PM members and guests will be encouraged to use the same equipment used during the lecture to practice the art of portrait photography provided by members of the Metro Camera Club.

Bring your camera to the Workshop. Be sure your camera is able to hook up with the studio sync cords or wireless triggers. Check with your local photo dealer or myself for help in this area. Models will be present, courtesy of Vail Models, and it is customary to provide courtesy photos via CD or other digital device for their efforts.

If you have any questions, please get in touch with Joe Wilson..Cell #405-627-2915





# July MCC Field Trip

Here are the plans for a **WILDEFLOWER** and **LANDSCAPE** field trip at HOME.

When: **July 8<sup>th</sup>** (meet at the Will Rogers Garden Center at 6:00ish-PM till 9:00ish-PM)

Where: Will Rogers Park (a.k.a. MCC's HOME)

We will walk around getting photos of the waterfall, flowers, foliage, and hopefully a wonder sunset.

Questions? Call Carl at (405) 226-3939



## BedFord Camera PhotoCon 2021



October 29-30<sup>th</sup>  
St. Crispin's | Wewoka  
Oklahoma

2 Days | 40 Hands-On Courses

<https://www.photoconokc.com/>

St. Crispin's  
Conference Center  
<https://stcrispins.org/>

## Photography Tips

### Ask Tim Grey eNewsletter

June 18, 2021

Providing Answers to Photographers for Over 19 Years...

#### Cleaning Up Your Mess in Lightroom Classic

If you have a little bit of a mess in Lightroom Classic (or a bit of chaos), I have a video course that can help. The course even covers how to merge catalogs into a single primary catalog, which is mentioned in today's answer to a question about using more than one catalog in Lightroom Classic. For all the details of my comprehensive course on "Cleaning Up Your Mess in Lightroom Classic", visit the GreyLearning website here:

<https://www.greylearning.com/courses/lightroom-mess>

#### Today's Question

**If I have feathered a selection in Photoshop and then added an adjustment layer for a targeted adjustment, is there a way to "unfeather" the result if the feathering was too much?**

#### Tim's Quick Answer:

Yes, you can reduce the feathering of a layer mask (or selection) using the Contrast adjustment in the Select and Mask workspace.

#### More Detail:

In almost all cases when applying a targeted adjustment or creating a composite image in Photoshop you will need the effect of a feathered selection. Feathering creates a smooth transition along the edge of the selection or layer mask that defines where the adjustment or image is visible. In effect, feathering involves blurring the edges within the selection or layer mask.

While you will almost always want the effect of a feathered selection, I recommend that you never feather your selections. Instead, wait until you have created a layer mask based on the selection for a targeted adjustment or composite image. Then apply the feathering to the layer mask, at which point you'll be able to achieve a better result because you can actually see the direct effect of feathering within the image.

If, however, you had feathered the selection by too much, you can indeed reduce the amount of feathering by applying a Contrast adjustment. Feathering involves blurring the edges of a layer mask (or selection), and Contrast sharpens those edges to reduce the blur effect.

After creating the layer mask, click on the thumbnail for the layer mask on the Layers panel to make sure that mask is active. Then go to the Masks tab on the Properties panel and click on the "Select and Mask" button. That will bring up the Select and Mask workspace, where you'll find a Contrast slider in the Global Refinements section.

You can increase the value for Contrast to reduce the feathering along the edge of the layer mask. This is helpful whether you had applied too much feathering to a selection before creating a layer mask or you had previously applied feathering to a layer mask that had ended up being too much, and you need to reduce the degree of blurring for the layer mask.

<http://www.timgreypphoto.com/> | <https://www.greylearning.com/> | <http://www.pixologymag.com/>