

Contents

Program

Page 1 & 3

In Search Of
Social Media Director

MCC Officers

Page 3

Sponsors

Pg 3

Judging Schedule

Page 4

MCC Calendar

Pg 5

Awards & Points

Page 6, 7 & 8

15 Point Winner

Pg 6

Photo Gallery

Page 2 & 9

Comp Judges

Pg 6

Competition Attendance

Pg 10

FJMM Exhibition

Page 7

Photo Tips

Page 15

Field Trip

Pg 13

This Month's Program



"Monetizing a love for photography"

Jamie Cobb

Many describe Jamie as part photographer, part Photo Booth entrepreneur, and all-around hustler. Her drive,

Continued on Page 3

Meeting Location:

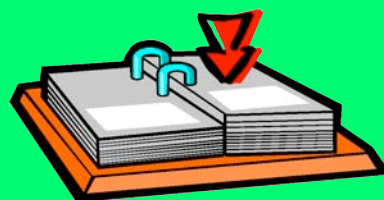
Will Rogers Exhibition Building
3400 NW 36th St, Oklahoma City
Every 2nd & 4th Monday of the Month
Socializing: 6:45 pm Meeting: 7:00 pm

This Month's Meeting

1st Meeting: June 14th, 2021
Competition: Print & Slide

2nd Meeting: June 28th, 2021
Program: Jamie Cobb

Competition Deadline



All entries must be submitted to
digitalcomp@metrocameraclub.org
by **9:00 PM** on
June 11th, 2021

Photo Gallery



This Month's Program (contuned)
focus, and simple work approach helped Jamie develop a thriving business in a few years. Her strategy is a simple combination of goal planning, hard work, and experiences that thrill clients. Jamie is a recent evangelist for mirrorless camera systems and is never afraid to implement technology to improve quality, profitability and integrate easily into her client workflow. Jamie has a love and passion for her FUJI XT3 and Mag Mod products. Jamie uses Mag Mod gels, magmasks patterns, magbeam tele lens, in her studio and on location to create fun and flirty images that WOW her clients. Mag Mod has been a game changer for Jamie and always has them with her as her "go to" items in her camera bag. Jamie enjoys traveling and raising her three labradoodles.

2021 Officers & CommitteesOfficers:

President:	Bryan Hapke
VP/Programs:	Marshall Jones
Secretary:	Mark Hollingshead
Treasurer:	Paul Johnson
Past President:	John Bowman

Committee Members:

Competition/Stats:	John Williams
Membership:	Darrell Dover
Field Trips:	Carl Short Jr.
Webmaster/Yearbook:	Jack DeLisle
Contact Sheet:	Tim Sharp
Critique Master:	Joe Wilson

"Wanted - a volunteer to help manage Metro Camera Club's social media efforts. If you are interested please contact any Officer or Committee member"

Support Our Sponsors**Baker Photo & Video**

401 W Main St

Yukon, OK 73099

www.BakerPhotoVideo.com**Bedford Camera & Video**

3110 N May Ave

Oklahoma City, OK 73112

www.Bedfords.com

JUDGING SCHEDULE – METRO CAMERA CLUB 2021

DATE	TYPE	JUDGE 1	JUDGE 2	JUDGE 3
1/25/2021	PDI	Fortunato Mercardo	Vickie Jenkins	Elaine Boyd
2/22/2021	Print/Slide	Carl Short Jr.	Carol Shipley	John Schultz
3/22/2021	PDI	June Ranney	George Williams	Kay Williams
4/26/2021	Print/Slide	Dave Woodson	John Bowman	Kathy Mason
5/24/2021	PDI	Richard Reinholtz	Diane Bittle	Bill Webster
6/14/2021	Print/Slide	Derrell Dover	Jack DeLisle	Mary Horn
7/26/2021	PDI	Marshall Jones	Paula Tooley	Paul Johnson
8/23/2021	Print/Slide	Peyton Osborn	Don Risi	Chuck Emmerling
9/27/2021	PDI	Bryan Hapke	Keith Green	Randy Carr
10/12/2021*	PDI	Joe Wilson	Tammy Herzog	Kay McKinnis
10/25/2021	Print/Slide	Tommy Evans	Denise Evans	Dennis Wigley

* Competition moved due to issues related to 4th Monday

Metro Camera Club Calendar 2021 All meetings 7:00 to 9:00 PM

1/4/2021 Board Meeting
1/11/2021 Program
1/25/2021 PDI Competition

2/1/2021 Board Meeting
2/8/2021 Program
2/22/2021 Print/Slide Competition

3/1/2021 Board Meeting
3/8/2021 Program
3/22/2021 PDI Competition

4/5/2021 Board Meeting
4/12/2021 Program
4/26/2021 Print/Slide Competition

5/3/2021 Board Meeting
5/10/2021 Program
5/24/2021 PDI Competition

6/7/2021 Board Meeting

CHANGE

6/14/2021 Print/Slide Competition

6/28/2021 Program

7/5/2021 Board Meeting
7/12/2021 Program
7/26/2021 PDI Competition

8/2/2021 Board Meeting
8/9/2021 Program
8/23/2021 Print/Slide Competition

9/7/2021 Board Meeting
9/13/2021 Program
9/27//2021 PDI Competition

10/4/2021 Board Meeting
10/12/2021 PDI Competition
10/25/2021 Print/Slide Competition


11/1/2021 Board Meeting
11/8/2021 Program
11/22/2021 Program

12/6/2021 Board Meeting
12/13/2021 Award Banquet

15 Point Winner



John Williams 15 point winner



May's Judges



Diane Bittle, Derrell Dover, and
Bill Webster

May's Photo Competition Results



Awards



Class	Pts	Place	Title	Name
B&W PDI				
A	12	1	WATCH MY BACK	RANDY CARR
A	11	2	ALWAYS HUNTING	RANDY CARR
A	11	2	LADY CRUSADER	RANDY CARR
AA	13	1	DARK CLOUDS GATHERING	JOE WILSON
AA	13	1	DEW KISSED ROSE	JOE WILSON
AA	12	2	I-AM-WATCHING-YOU	JOHN SCHULTZ
AA	12	2	FLOWING-STREAM	JOHN SCHULTZ
AA	12	2	COWBOY	TAMMY HERZOG
AA	11	3	READY-FOR-LUNCH	JOHN SCHULTZ
AA	10		TREE & OTHER REFLECTIONS	JOE WILSON
AA	10		Fallen Branch	Elaine Boyd
AA	9		HOLLOWED LOG	TAMMY HERZOG
AA	9		Hlgh Water	Elaine Boyd
AA	9		Rural Route	Elaine Boyd
AA	9		ROCK OWL	TAMMY HERZOG
AAAA	13	1	IT'S A GUY THING	VICKIE JENKINS
AAAA	13	1	HIDDEN FALLS	DON RISI
AAAA	12	2	SHADOWS	VICKIE JENKINS
AAAA	12	2	Wash Tub Mountain Shed	Dave Woodson
AAAA	12	2	WINTER FISHING	PAUL JOHNSON
AAAA	12	2	NIGHT LIGHTS	VICKIE JENKINS
AAAA	11	3	HAVING A BALL	CARL SHORTT JR
AAAA	11	3	PLANTED	VICKIE JENKINS
AAAA	11	3	PASSIN' THE TIME AWAY	VICKIE JENKINS
AAAA	11	3	NINE-O-ONE IN WINTER	PAUL JOHNSON
AAAA	11	3	HOME ON THE RANGE	DON RISI
AAAA	11	3	Glasier Bay	Dave Woodson
AAAA	10		SHADOW DANCERS	CARL SHORTT JR
AAAA	10		THEY CALL ME BUZZ	VICKIE JENKINS
AAAA	10		PLAYING IN THE RAIN	CARL SHORTT JR
AAAA	9		ROADS NEAR & FAR	PAUL JOHNSON
AAAA	9		NO MORE GAS	DON RISI
AAAA	9		Big Bovine	Dave Woodson

May's Photo Competition Results (cont.)

Class	Pts	Place	Title	Name
Color PDI				
A	13	1	Come Into My Parlor	CINDY RISI
A	13	1	SELF DEFINED	RANDY CARR
A	12	2	NEVER TOO OLD	RANDY CARR
A	12	2	Snow-capped Mountain	CINDY RISI
A	11	3	Desert Bloom	CINDY RISI
A	11	3	LUNCHTIME IN PHILLY	RANDY CARR
AA	15	1	EVENING LIGHT	JOHN WILLIAMS
AA	14	2	Dusk	Elaine Boyd
AA	13	3	WHAT-A-RIDE	JOHN SCHULTZ
AA	13	3	FLYING-HIGH	JOHN SCHULTZ
AA	12		SURVEYING THE SITUATION	TAMMY HERZOG
AA	12		Hefner Sunset	Elaine Boyd
AA	12		ALL ABOUT THE BASS	JOHN WILLIAMS
AA	12		GUN FIGHT	TAMMY HERZOG
AA	11		MOMMA IS ALWAYS WITH YOU	TAMMY HERZOG
AA	11		PETUNIA'S-BY-THE-WATERFA	JOHN SCHULTZ
AA	11		Mama Roja	Elaine Boyd
AA	10		IN CONCERT	JOHN WILLIAMS
AAAA	14	1	LADY IN RED	DON RISI
AAAA	14	1	SUSHI	DON RISI
AAAA	14	1	PRETTY IN PINK	TOMMY EVANS
AAAA	13	2	HALF A DOZEN ROSES	PAUL JOHNSON
AAAA	13	2	THE OLD LANTERN	PAUL JOHNSON
AAAA	13	2	BURNING BUSH	DON RISI
AAAA	13	2	SIM CITY	CARL SHORTT JR
AAAA	12	3	DON'T MAKE ME COME DOWN	JOE WILSON
AAAA	12	3	SPOT OF BLUE	JOE WILSON
AAAA	12	3	Glasier Bay	Dave Woodson
AAAA	12	3	IN MOTION	CARL SHORTT JR
AAAA	11		LAZY DAYS	VICKIE JENKINS
AAAA	11		A BUG'S EYE VIEW	CARL SHORTT JR
AAAA	11		WONDERS OF FALL	VICKIE JENKINS
AAAA	11		EVENING SPIN	VICKIE JENKINS
AAAA	11		INDIAN PAINTBRUSH	TOMMY EVANS
AAAA	11		SUN RAYS AMONG THE TRE	VICKIE JENKINS
AAAA	11		GEAR TO GEAR ACTION	KAY MCKINNIS
AAAA	11		Mansion by the Sea	JUNE RANNEY
AAAA	11		CARRY-ON LUGGAGE	PAUL JOHNSON
AAAA	11		MEMORIES	VICKIE JENKINS
AAAA	11		New Mexico Landscape	Dave Woodson
AAAA	10		Amaryllis 4	JUNE RANNEY
AAAA	10		CATCH A FALLING LEAF	JOE WILSON
AAAA	10		Mountain Engineering	Dave Woodson
AAAA	10		Kitty Cuddle	JUNE RANNEY
AAAA	9		COUNTRY GIRL WHEELS	VICKIE JENKINS
AAAA	9		NOT YOUR MAMA'S PINCUSHI	KAY MCKINNIS
AAAA	9		BREAKROOM TABLE	TOMMY EVANS
AAAA	8		DRIP DROP APRIL SHOWER	KAY MCKINNIS

Fred Jones Jr. Museum of Art in Norman

Long Exposure: A Century of Pictorialism

March 2 - June 27, 2021

About the Exhibition

Pictorialism, an international photographic movement that emerged late in the nineteenth century in Europe and soon spread to the United States, argued for photography's status as a fine art through the adoption of techniques and subjects associated with painting.

After its invention around 1830, photography was generally believed to objectively depict the natural world. In the early 1840s, however, Scottish photographers David Octavius Hill and Robert Adamson began making portraits that period viewers compared to the style of Dutch master Rembrandt van Rijn. By 1870, Henry Peach Robinson, Julia Margaret Cameron, and other British photographers sought to distinguish the medium from science. To that end, they modeled their images after Impressionist paintings, used special filters, and manipulated negatives to achieve a painterly effect.

While the movement waned in the 1910s, this exhibition demonstrates Pictorialism's lasting influence on amateurs, art photographers, Hollywood portraitists, and photographers of the American West. Long Exposure traces Pictorialism's nineteenth-century beginnings to the present day, when contemporary artists and photographers continue to manipulate photographic images to create new art.

<https://www.ou.edu/fjma/exhibitions1/LongExposure>

May's Photo Competition Results (cont.)

Class	Pts	Place	Title	Name
Color PDI				
AAAA	11		TINY BUBBLES	JOE WILSON
AAAA	11		ALONE IN ROOM #4	JOHN BOWMAN
AAAA	10		JELLYFISH	DON RISI
AAAA	10		HEY - I'VE EVOLVED	VICKIE JENKINS
AAAA	10		POLLEN HOLDERS	TOMMY EVANS
AAAA	9		MAMA CARDNIAL	BILL WEBSTER
AAAA	9		BACK YARD HAWK	BILL WEBSTER
AAAA	9		CAUTION NO GUARDRAIL	KAY MCKINNIS
AAAA	9		COLORADO MOUNTAIN RIVER	KAY MCKINNIS
Color AR				
A	12	1	RAIN DROPS & TRAFF LIGHTS	DON RISI
AA	13	1	THE-BATTLE	JOHN SCHULTZ
AA	11	2	JUMPING-OVER	JOHN SCHULTZ
AA	11	2	COLORFUL-ARCHES	JOHN SCHULTZ
AAAA	11	1	BALANCING ACT	VICKIE JENKINS
AAAA	11	1	JELLY BELLY SUGAR RUSH	VICKIE JENKINS
AAAA	11	1	THE GRADUATE	VICKIE JENKINS

Gilcrease Museum

Institute of American History and Art

Assignment Tulsa

March 5 - July 4, 2021

About the Exhibition

Gilcrease Museum, in partnership with the Photographers of Tulsa Group (PHOTOG), is pleased to present Assignment Tulsa. This exhibition, through the art of photography, showcases the many things that make Tulsa such a special place to live. Assignment Tulsa is also visual evidence of the skills and creativity of the PHOTOG members who participated.

Last summer, beginning in July, and running through November, these photographers participated in a contest that became Assignment Tulsa. While unimaginable at the time the contest was conceived, all of the photographs would be taken during a global pandemic. Evidence of the pandemic and the social justice protests of the summer of 2020 is seen in several of the photographs.

The overarching subject for Assignment Tulsa is Tulsa, with each of the five months having a specific theme:

July – Tulsa Buildings

August – Tulsa Icons

September – Tulsa Parks

October – Tulsa People

November – Photographs could be of any subject so long as they presented our city in some form or fashion

A total of 156 photographs were entered during the five months of the contest.

The result is Assignment Tulsa, presenting the 49 winning photographs taken by 26 different PHOTOG photographers.

<https://gilcrease.org/exhibitions/assignment-tulsa/>

Photo Gallery



Attendance requirements for competitions

To all members:

GOOD NEWS!
THE MASK MANDATE AT THE WILL ROGERS
GARDEN
CENTER HAS BEEN LIFTED!

Temperature checks are no longer being performed by the WRGC staff.

Visitors entering the WRGC are encouraged to use their own discretion concerning the wearing of masks

Membership Dues

Membership Levels

Full Time Student \$10.00

Individual \$35.00

Family \$45.00

Membership dues are due and must be paid before you can compete in monthly photo competitions.



Start getting your interpretation of DOOR

As a program for July 12th the board has decided to hold an assigned subject competition.

This is just for fun, and no points will be awarded toward end of year rankings or other official uses.

The subject is "door" and each member may submit up to three images total, either color, black and white, or a mix of both, but not altered reality images are not allowed.

Normal rules for image sizing apply, and images will be submitted the normal way to John Williams with a deadline of midnight on Friday, July 9th.

All images must be shot between Monday, May 10, 2021 and Friday, July 9, 2021.

METRO CAMERA CLUB

PORTRAIT & TABLETOP LIGHTING WORKSHOP GUEST SPEAKER RANDY TAYLOR

SATURDAY SEPTEMBER 18, 2021
10:00 AM THRU 3:00 PM

MAIN MEETING ROOM
WILL ROGERS GARDEN EXHIBITION BLDG
3400 NW 36th ST. (I-44 AND NW 36th ST.)
OKLAHOMA CITY, OK 73112

On September 18, 2021 Metro Camera Club will host a Special Saturday Workshop concentrating on Portrait Lighting and Tabletop Photography.

Professional Photographer Randy Taylor will be providing instruction for portrait lighting and posing.

Club members will display Tabletop set-ups demonstrating different lighting for small still-life photography and various Portrait Lighting setups. Visitors are encouraged to bring their cameras!!!

The Workshop starts at 10:00 AM (set-up people will need to be there at 8:30 AM) and continues until 3:00 PM. Asking for a few volunteers to help set up room, put out chairs and help members with bringing in equipment, etc.

A charge of \$10.00 per person for the Workshop, Pizza and drinks will be provided. Mask use will be encouraged or required as per policy of the Will Rogers Garden may require.

Mr. Taylor will begin portrait instruction promptly at 10:00 AM until noon. During lunch and until 3:00 PM members and guests will be encouraged to use the same equipment used during the lecture to practice the art of portrait photography provided by members of the Metro Camera Club.

Bring your camera to the Workshop. Be sure your camera is able to hook up with the studio sync cords or wireless triggers. Check with your local photo dealer or myself for help in this area. Models will be present, courtesy of Vail Models, and it is customary to provide courtesy photos via CD or other digital device for their efforts.

If you have any questions, please get in touch with Joe Wilson..Cell #405-627-2915



July MCC Field Trip


Here are the plans for a **WILDEFLOWER** and **LANDSCAPE** field trip at HOME.

When: July 8th (meet at the Will Rogers Garden Center at 6:00PM till 8:00PM)

Where: Will Rogers Park (a.k.a. MCC's HOME)

We will walk around getting photos of the waterfall, flowers, foliage, and hopefully a wonder sunset.

Questions? Email Carl at carlshortt@me.com



BedFord Camera PhotoCon 2021



October 29-30th
St. Crispin's | Wewoka
Oklahoma

2 Days | 40 Hands-On Courses

<https://www.photoconokc.com/>

St. Crispin's
Conference Center
<https://stcrispins.org/>

Photography Tips

Ask Tim Grey eNewsletter

June 7, 2021

Providing Answers to Photographers for Over 19 Years...

Today: Tips & Tricks for Lightroom Classic

Join me for a live online presentation at the **B&H Photo Event Space** this afternoon at 5pm Eastern Time, during which I'll share my favorite tips and tricks for Lightroom Classic. I'll share a variety of favorite workflow tweaks, "hidden" features, and more. You can get all the details and register to attend here:

<https://bhphoto.to/3vHmrgV>

Today's Question

With Lightroom Classic can I put a border around the edge of my photos?

Tim's Quick Answer:

Not exactly. You could use the "Stroke Border" option in the Print module to add a border around a photo, but this does not provide a great solution. Instead, I recommend sending the image to Photoshop to add a Stroke layer effect.

More Detail:

Lightroom Classic does not include a general "stroke" effect that enables you to add a border to an image, other than the option for adding a Stroke Border in the Print module. The Print module, of course, is focused on printing your photos. You could use the "Print to File" option to generate a JPEG image of the result, but that would not be ideal for all scenarios.

More to the point, creating a border effect in this way would require that you're either willing to crop the image to fit the paper dimensions, or configure the paper dimensions to exactly match those of your photo. This can be a little complicated to configure, depending to some extent on how you've cropped your photo.

Instead, I recommend sending the image to Photoshop (via the Photo > Edit In command on the menu) to add a stroke effect, where you could also add a variety of other visual effects to the photo. In the context of Photoshop that would call for adding a Stroke via the Layer Effects feature.

You could convert the "Background" image layer to a normal layer by double-clicking on the thumbnail for that layer on the Layers panel. Then click the "fx" button at the bottom of the Layers panel and choose Stroke. That will bring up the Layer Styles dialog, where you can configure the Stroke settings along with adding other visual effects.

<http://www.timgreypphoto.com/> | <https://www.greylearning.com/> | <http://www.pixologymag.com/>